



### Description

LUMICOR's LED new linear high bay light is ideal for industrial lighting, warehouses, supermarkets, gymnasiums, and production assembly areas to meet different beam angle needs. Replace existing HID high bay light. Solid state lighting technology for long life, low maintenance, and high efficiency.

### Application

- Warehouses
- Garage
- Industrial
- Gymnasiums
- Manufacturing

### Certificate

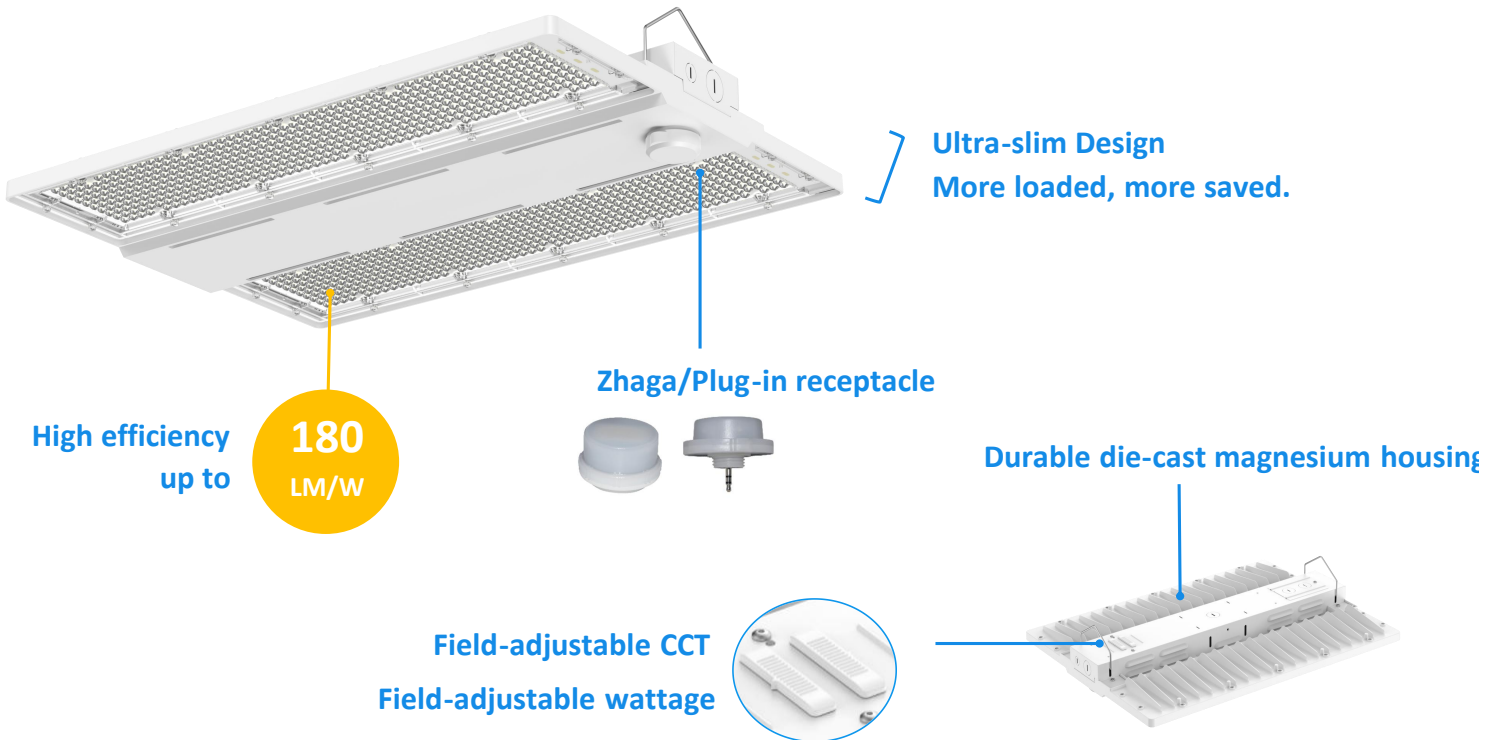
- UL
- DLC



# LED Linear High Bay - LM-LHB

## Key Features

- High efficacy up to 180lm/W.
- 3CCT(3500/4000/5000K) and 4 Wattages Selectable offer SKU reduction.
- Low glare with UGR<15.
- Die-cast magnesium housing provides good heat dissipation and a durable lifetime.
- The driver box features a ventilated window design with heat dissipation holes, enhancing convective cooling.
- Multiple installation ways of Chain Mount, Surface Mount, and Pendant Mount.
- Includes Zhaga receptacle as standard for easy connection.
- Microwave motion sensor and PIR sensor available.
- AC120-277V and AC120-347V for options.



## Performance Summary

Model NO. #	Size	Watts	3 CCT	LPW	Lumens(±10%)	Voltage	DIM	CRI	Beam Angle
LM-LHB-1.3-160SW-9D-3CCT	1.3FT	160/130/110/80W Selectable	3CCT Selectable 3500K 4000K 5000K	180lm/W	28800LM @160W	AC120-277V AC120-347V	0-10V	>80	90°
LM-LHB-1.4-220SW-9D-3CCT	1.4FT	220/200/180/160W Selectable			39600LM @220W				
LM-LHB-1.6-320SW-9D-3CCT	1.6FT	320/280/240/220W Selectable			57600LM @320W				

Remarks: 1. All above efficacy and lumens are subject to CRI>80 @4000K white, please check IES files for accurate data.

2. LM-LHB-1.6-320SW-9D-3CCT, SW denotes wattage selectable; 9 denotes voltage AC120-347V; D denotes 0-10V dimming.

3. CCT & Power Selectable models ship preset at the highest CCT and the highest wattage.

## Performance

- LED Type: SMD2835
- Frequency: 50/60HZ
- THD: <20%
- Power Factor:  $\geq 0.90$
- IP Rating: IP20
- Operating Temp.:  $-40^{\circ}\text{F}$  to  $131^{\circ}\text{F}$  ( $-40^{\circ}\text{C}$  to  $+50^{\circ}\text{C}$ )
- Surge Protection: L/N 6KV, L/N-P 6KV

## Construction

- Lens: Polycarbonate
- Housing: Die-cast Magnesium
- Driver Box: SPCC
- Finish: White (Standard), Custom finishes available

## Mounting

- Chain Mount (Standard)
- Surface Mount
- Pendant Mount



Chain Mount



Surface Mount



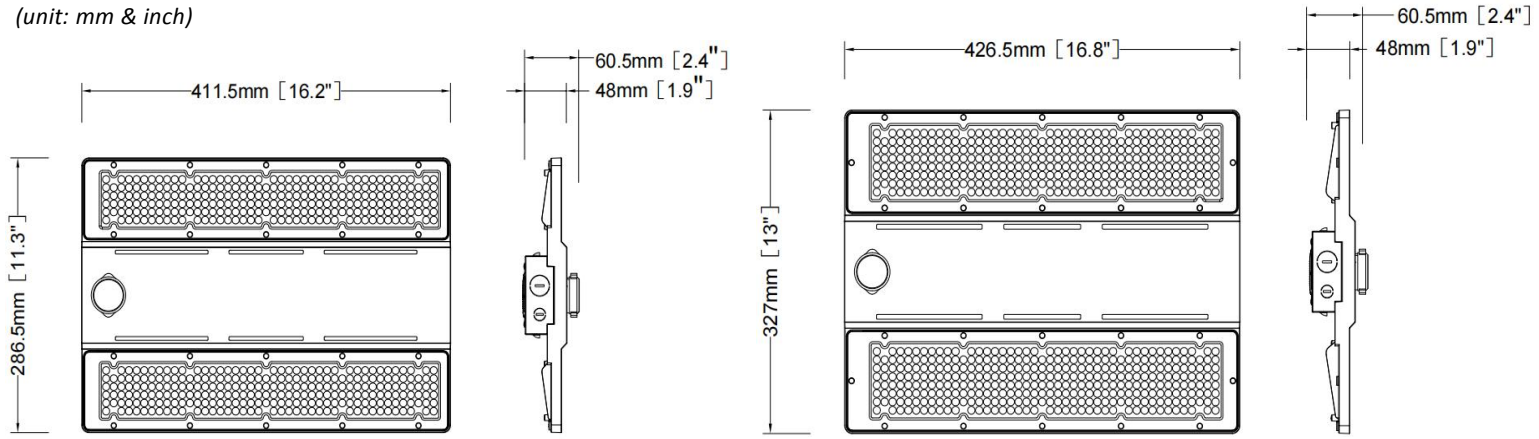
Pendant Mount

## Accessories (Sold separately)

Picture	Item #	Description
	ACC-LHB12-PD	Surface Mount & Pendant Mount Accessory (pole is not included)
	ANT-5-4T	Sharkward Plug-in Microwave Motion Sensor
	ANT-6-4T	Sharkward Plug-in PIR Sensor
	ANT-5-4T-BLE-GE	Sharkward Plug-in Bluetooth Microwave Motion Sensor
	ANT-6-4T-BLE-GE	Sharkward Plug-in Bluetooth PIR Sensor
	ANT-5-ZT	Sharkward Zhaga Microwave Motion Sensor
	ANT-6-ZT	Sharkward Zhaga PIR Sensor
	ANT-5-ZT-BLE-GE	Sharkward Zhaga Bluetooth Microwave Motion Sensor
	ANT-6-ZT-BLE-GE	Sharkward Zhaga Bluetooth PIR Sensor

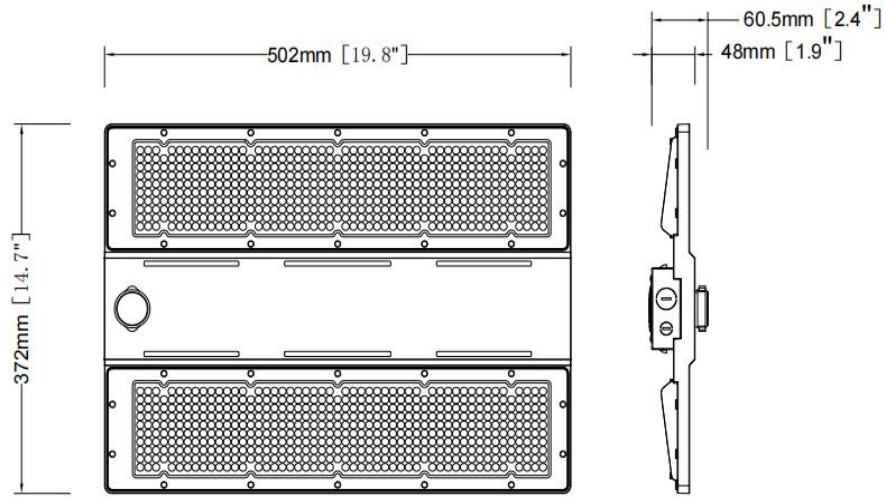
## Product Dimension

(unit: mm & inch)



**160W**

**220W**



**320W**

## Package Info.

Product Size(mm&inch)	Net Weight(KG)	Gross Weight(KG)	Carton Size(mm&inch)	Q'ty/CTN (PCS)	20GP (PCS)	40HQ (PCS)
<b>160W</b> 16.2"*11.3"*1.9" 411.5*286.5*48mm						
<b>220W</b> 16.8"*13"*1.9" 426.5*327*48mm						
<b>320W</b> 19.8"*14.7"*1.9" 502*372*48mm						