



Description

LUMICOR's new UFO LM-HB lamps are intelligent, efficient and economical, energy-saving and environmentally friendly, illuminating your industrial field, bringing you more efficient productivity and high-quality lighting effects.

Application

- Warehouses
- Garage
- Industrial
- Gymnasiums
- Manufacturing

Certificate

- UL
- DLC



Key Features

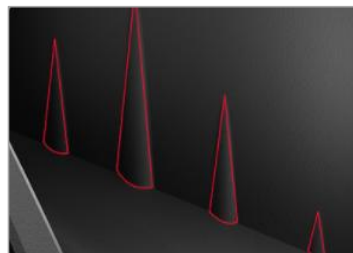
- Power and CCT Selectable fixture.
- New structure design: more slim and cost-effective.
- Wet location rated IP65.
- Durable die-cast aluminum housing.
- PIR, microwave sensor kits and multi-sensor remote available.
- Kits available for surface mount or pendant mount.
- Easy screw-in installation of optional sensors.
- Available accessories: Aluminum and polycarbonate reflector, wireguard and safe rope.



Wave Design



Ribbon design



Forest design



Light wave design

Performance Summary

Model NO. #	Size (mm)	Watts	CCT	LPW	Lumens(±10%)	Voltage	DIM	CRI	Beam Angle
LM-HB-100SW-9D	Φ260*116.9	100W/80W/60W Selectable	Single CCT	155lm/W	15500LM @100W	AC120-277V AC120-347V AC277-480V	0-10V	80	90°
LM-HB-150SW-9D	Φ260*116.9	150W/125W/100W Selectable	Single CCT	155lm/W	23250LM @150W				
LM-HB-200SW-9D	Φ286*116.9	200W/150W/100W Selectable	Single CCT	155lm/W	31000LM @200W				
LM-HB-240SW-9D	Φ308*116.9	240W/200W/150W Selectable	Single CCT	155lm/W	37200LM @240W				
LM-HB-300SW-9D	Φ332*119.3	300W/240W/200W Selectable	Single CCT	155lm/W	46500LM @300W				
LM-HB-100SW-9D-3CCT	Φ260*116.9	100W/80W/60W Selectable	4000K/5000K/5700K Selectable	170lm/W	17000LM @100W	AC120-277V AC120-347V AC277-480V	0-10V	80	90°
LM-HB-150SW-9D-3CCT	Φ260*116.9	150W/125W/100W Selectable	4000K/5000K/5700K Selectable	170lm/W	25500LM @150W				
LM-HB-200SW-9D-3CCT	Φ286*116.9	200W/150W/100W Selectable	4000K/5000K/5700K Selectable	170lm/W	34000LM @200W				
LM-HB-240SW-9D-3CCT	Φ308*116.9	240W/200W/150W Selectable	4000K/5000K/5700K Selectable	170lm/W	40800LM @240W				
LM-HB-300SW-9D-3CCT	Φ332*119.3	300W/240W/200W Selectable	4000K/5000K/5700K Selectable	170lm/W	51000LM @300W				

Remarks: **All above efficacy and lumens are subject to 5000K, please check IES files for accurate data.**

LM-HB-240SW-9D-3CCT,SW denotes wattage selectable; 9 denotes voltage AC120-347V; D denotes 0-10V dimming
CCT & Power Selectable models ship preset at the highest CCT and the highest wattage.

Performance

- LED Type: SMD2835
- Frequency: 50/60Hz
- Dimming: 0-10 Dimming
- THD: <20%
- Power Factor: ≥0.9
- Distribution: 90 degree
- IP Rating: IP65
- Operating Temp.: -40°F to 113°F (-40°C to +45°C)
- Surge Protection: L/N 6KV, L/N-P 6KV
- Emergency driver: Available
- Sensor: Microwave Motion Sensor/PIR Sensor



















Construction

- Lens: Polycarbonate
- Housing: ADC12 Aluminum Die Casting
- Finish: Black (Standard); Other (Customized)

Mounting

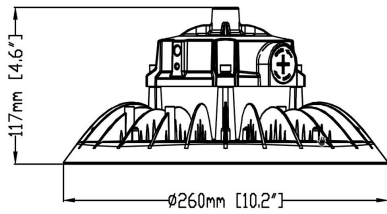
- Loop (Standard)
- Hook
- Yoke Surface Mount
- Pendant Mount

Accessories (Sold separately)

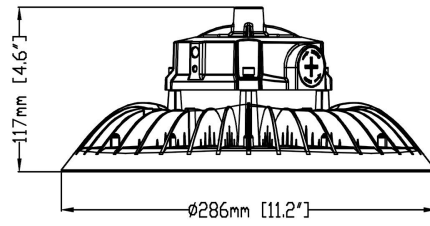
Picture	Item #	Description
	ACC-HB-CP	Cap
	ACC-HB-LP	M10 Hanging loop (Standard included)
	ACC-HB-HK	Hanging hook
	ACC-HB-YK	Yoke Surface Mount
	ACC-HB-PD	Pendent Mount accessory (Accommodates 3/4 inch threaded conduit)
	ACC-HB-WG	Wire Guard
	ACC-HB-RF-PC	PC Reflector
	ACC-SR-0.5M	0.5M Safety Rope
	BLD-RMXXR	Billda Emergency Driver (100-347VAC)
	ANT-5-4T	Sharkward Plug-in Microwave Motion Sensor
	ANT-6-4T	Sharkward Plug-in PIR Sensor
	ANT-5-4T-BLE-GE	Sharkward Plug-in Bluetooth Microwave Motion Sensor
	ANT-6-4T-BLE-GE	Sharkward Plug-in Bluetooth PIR Sensor
	ANT-5-ZT	Sharkward Zhaga Microwave Motion Sensor
	ANT-6-ZT	Sharkward Zhaga PIR Sensor
	ANT-5-ZT-BLE-GE	Sharkward Zhaga Bluetooth Microwave Motion Sensor
	ANT-6-ZT-BLE-GE	Sharkward Zhaga Bluetooth PIR Sensor
	RC-100	Sharkward Remote Controller

Product Dimension

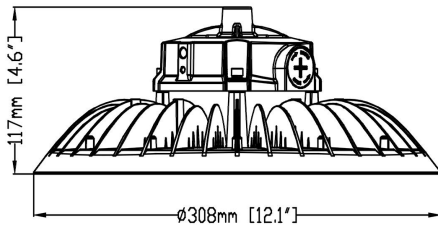
(unit: mm & inch)



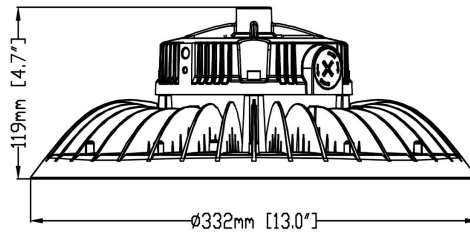
100W/150W



200W



240W



300W

Packing Info.

Watts	Net Weight (KG)	Gross Weight (KG)	Carton Size (MM)	QTY/CTN (PCS)	20GP (PCS)	40HQ (PCS)
100W/150W	1.5KG	2.0KG	325*325*155mm	1PCS	1710	4153
200W	1.85KG	2.45KG	345*345*155mm	1PCS	1517	3685
240W	2.2KG	3.1KG	373*373*155mm	1PCS	1298	3153
300W	2.85KG	3.65KG	397*397*160mm	1PCS	1110	2696